

Higher Education Management Information System(HEMIS)

2082/2083 (2025/2026)



Submitted to:

UNIVERSITY GRANTS COMMISSION (UGC)

Sanothimi, bhaktapur

<https://ugcnepal.edu.np>

Submitted by:

Janajyoti Multiple Campus

Lalbandi, Sarlahi

Accredited by University Grants Commission (UGC), Nepal, (2022)

Ph: + 977-046-501550/501436, 9854043333

e-mail: jmc.lalbandi@gmail.com

website: www.jjmc.edu.np



977

Higher Education Management Information System(HEMIS)

2082/2083 (2025/2026)

Submitted to:

UNIVERSITY GRANTS COMMISSION (UGC)

Sanothimi, bhaktapur

<https://ugcnepal.edu.np>



Submitted by:

Janajyoti Multiple Campus

Lalbandi, Sarlahi

Accredited by University Grants Commission (UGC), Nepal, (2022)

Ph: + 977-046-501550/501436, 9854043333

e-mail: jmc.lalbandi@gmail.com

website: www.jjmc.edu.np



977

Foreword

Janajoyti Multiple Campus, a community campus situated in Lalbandi 9 Sarlahi, Madhesh Province, was established in 2057 BS, by the efforts of social workers, academicians and the community. It is exclusively a service oriented community campus run in rural area mostly inhabited by farmers, aborigines and tribes. The Campus does not have any alternative source except the students' fees though Lalbandi Municipality has donated for campus buses and has been annually offering some fixed amount of money to it. In these sorts of unfavorable situations of the campus, UGC's grants in different times have worked a lot in strengthening the infrastructures of the campus. We are very much obliged to UGC for its assistance and are thankful for being accredited with certification by UGC Nepal in 2022.

The HEMIS Report 2082/083 includes the academic, economic and physical progress for quality. We are committed to lead the campus for excellence in teaching, learning and research. The Annual Report has been prepared thoroughly analyzing its historical background, present day needs and problems in order to increase the access of the disadvantaged class to higher education, minimize gender discriminations and provide quality education. The report reflects the mirror of the past, the reality of the present and destination of the future. We are confident of the fact that it will help to lead the programs of this campus ahead in a planned way.

The members of the task group who helped directly in preparing this report deserve lots of thanks. Their sincerity, untiring efforts and devotion has brought this plan in this form. Our sincere thanks go to CMC members, lecturers and office assistants of their respective fields. We express our thankfulness to the members, stakeholders' forum taking them in our high esteem.

In order to enhance the progress of the campus there must be active interactions between teachers and students and their parents are conducted periodically. Interactions between teachers and students and their parents bring a harmonious relation among them to create congenial teaching learning environment in the campus. According to the need of era, teachers are provided basic IT trainings and IT devices for IT supported teaching learning activities. The classrooms have been facilitated with IT tools. IQAC, ECA sub-committee, EMIS, Placement Cell, PIC, SQC are active in establishing institutional system and quality. These efforts are expected to facilitate in teaching learning activities. Teachers are encouraged for research and JJMC published 'JANAJYOTI JOURNAL VOL-III- 2025 AD in print and online including research based peer-reviewed articles by the support of scholars and RMC. We also expect valuable suggestion from the members of the Campus Assembly, civic society, political parties, local government, academicians, and along with all concerned who have helped this campus by heart and soul to bring it to the present condition and for the successful execution of its plan. At the same time, we are optimistic about receiving more cooperation of UGC as well as other concerned agencies in the plans and their successful execution.



Campus Chief

Acknowledgement

The report entitled HEMIS Report 2082/083 is an attempt to show the detailed information of the Institution including the enrollment, graduates, further study of the students of the academic years and other management systems as well in details using different figurative forms and brief description of presentation.

I would like to express thanks to the HEMIS Report team for preparing this report within such a short period of time and also would like to thank the UGC, Nepal for bringing the institution in the proper direction to maintain the quality education along with the systematic activities of keeping records of the graduates graduated in the past years with the aim at providing further feedback to improvements in the modernized way.

Similarly, I express thanks to the CMC for managing all the facilities for preparing this report in time and supporting the administrative body with required information for it. Moreover, I am indebted to the campus administration for permitting and managing the team to initiate the work in the effective way and also for managing the financial support for doing it.

Similarly, the special thank goes to Mr. Birendra Chaudhary, the Campus Chief, Mr. Shivahari Nepal, Assistant Campus Chief of Education, Mr. Narad Bahadur Dhimi, Assistant Campus Chief of Management faculty, Mr. Baburam Dahal, Lecturer from JJMC Lalbandi for their support in managing all the requirements of the work during its preparation.

Finally, all the members (teaching and non-teaching staffs) of the campus also deserve our thanks for providing the required information and working with us for the discussion about different issues, without that the report would not have been published in this form.

Ganesh Bahadur Karki
Co-ordinator
EMIS
JJMC Lalbandi



Abbreviations and Acronyms

| | |
|---------|--|
| BICTE: | Bachelor's in Information and Communication Technology Education |
| CCA: | Co-curricular Activity |
| CMC: | Campus Management Committee |
| ECA: | Extra-Curricular Activities |
| EMIS: | Educational Management and Information System |
| FT: | Full Time |
| GPI: | Gender Parity Index |
| HEMIS : | Higher Educational Management and Information System |
| HoD: | Head of Department |
| ICT: | Information Communication Technology |
| IQAC: | Internal Quality Assurance Cell |
| JJMC: | Janajyoti Multiple Campus |
| NEHEP: | Nurturing Excellence in Higher Education Program |
| PIC: | Public Information Cell |
| QAA: | Quality Assurance Accreditation |
| QE: | Quality Enhancement |
| RMC: | Research Management Cell |
| SOCL: | Strengths, Opportunities, Challenges and Learning |
| SQC : | Student Quality Circle |
| TU: | Tribhuvan University |
| UGC: | University Grants Commission |



971

Table of Contents

| | |
|---|-----------|
| Section 1 : Introduction..... | 1 |
| Section 2 : Campus Level, Faculty and Program | 5 |
| Section 3 : Student Enrollment | 6 |
| Section 4 : Final Exam Appear and Pass Rate | 7 |
| Section 5 : Graduates | 8 |
| Section 6: Gender Parity Index | 12 |
| Section 7: Public Financing | 12 |
| Section 8: Teachers and Staff | 14 |
| Section 9: Students Teacher Ratio | 15 |
| Section 10: Recent Trends (Enrollment, Graduates, Pass Rates and Financing)..... | 15 |
| Section 11: Annex Summary Enrollment by Level, Faculty, Program, Gender and Caste Ethnicity 2082/2083..... | 20 |
| Appendices | 25 |



97

List of Table

| | |
|--|----|
| Table No. 1 : Campus Program..... | 5 |
| Table No. 2: Student Enrollment | 6 |
| Table No. 3: Final Exam Appear and Pass Rate..... | 8 |
| Table No. 4: Number of Graduated Students by Gender..... | 8 |
| Table No. 5: Number of Graduated Students by Ethnicity..... | 10 |
| Table No. 6: Gender Parity Index | 12 |
| Table No. 7: Public Financing | 13 |
| Table No. 8: Teaching Staff by Gender and contract type by post..... | 14 |
| Table No. 9: Summary of Teaching According to their Position | 14 |
| Table No. 10: Non-Teaching Staff by Gender and Contract type by Post | 14 |
| Table No. 11: Student to Teacher Ratio..... | 15 |
| Table No. 12: Annex Summary Enrollment by Level, Faculty, Program, Gender and Caste Ethnicity 2082/2083..... | 21 |
| Table No. 13: Summary Reports for Students | 21 |
| Table No. 14: Student Enrollment of BEd..... | 22 |
| Table No. 15: Student Enrollment of BA | 22 |
| Table No. 16: Student Enrollment of BICTE | 23 |
| Table No. 17: Student Enrollment of BBS | 23 |
| Table No. 18: Student Enrollment of MEd..... | 24 |
| Table No. 19: Student Enrollment of MBS | 24 |



97


List of Figure

| | |
|--|----|
| Figure 1: Recent Trends Enrollment..... | 16 |
| Figure 2: Student Graduation Trend 2078/079 to 2082/083..... | 17 |
| Figure 3: Pass Rate Trend by Program wise 2078/2079 to 2081/082 and 082/083..... | 17 |
| Figure 4: Sources of Income..... | 18 |
| Figure 5: Current Expenses..... | 19 |
| Figure 6: Capital Expenditure..... | 19 |



Handwritten signature or initials.

Section 1 : Introduction

| | | |
|--|---|---------------------------|
|  Janajyoti Multiple Campus Lalbandi Municipality, Sarlahi | FACT SHEET | |
| General Information of Campus | | |
| Campus Name: Janajyoti Multiple Campus | Campus Chief Name: Mr. Birendra Chaudhary | |
| Affiliating University: Tribhuvan University(TU) | Campus Chief Contact No: 985403333, 046-501436 | |
| Address: Lalbandi, Sarlahi | Campus Chief Email: jmc.lalbandi@gmail.com | |
| Province: Madhesh, District: Sarlahi | Landline Phone: 046-501550 | |
| Local Level: Lalbandi Municipality | Focal Person: Ganesh Karki | |
| Campus Phone/Email: 046501436 / jmc.lalbandi@gmail.com | Focal Person Email/Phone: jmc.lalbandi@gmail.com / 98540433333 | |
| Offered Faculty and Programs | | |
| Faculty: | | |
| a). Management | b). Humanities & Social Science | c). Education |
| Level: | | |
| a). Master | b). Bachelor | |
| Offered Programs: | | |
| a). Master in Business Studies | b). Bachelor in Arts | c). Bachelor in Education |
| d). Bachelor in Business Studies | e). Bachelor of Information Communication | f). Master in Education |

Vision, Mission, Goals and Objectives

Vision

To be a premier, innovative, research based educational hub.

Mission

To offer technical, affordable and quality educational programs that respond to the contemporary needs through excellence in education and research.

Goals

- To produce, advanced, skilled and qualified graduates as well as to promote the activities of self-employment and entrepreneurship.
- To establish as one of the leading academic institutions in the mid-terai region.
- To create and strengthen innovative, techno-friendly and research based educational environments for academic excellence.
- To maintain financial sustainability.
- To contribute in maintaining inclusion and gender equality through empowerment of women, ethnic, minority and dalits.
- To prepare the students to actively contribute to the mitigation of climate change and global warming.



Handwritten signature

Objectives

1. To develop the quality of education increasing the pass percentage and reducing the drop-out rates.
2. To facilitate in running various programs for self-employment and entrepreneurship.
3. To establish more harmonious and stronger relationship between the campus and the stake-holders.
4. To make academic, administrative, economic and managerial functions more up-to-date and transparent.
5. To increase the educational quality of feeder schools and campuses.
6. To set up an educational research centre.
7. To promote technical and skill-based education according to the need and demand of modern era.
8. To make the Campus self-dependent by increasing sources of income.
9. To develop physical facilities.
10. To enhance health and environmental awareness, and increase students' participation on waste management, plantation and sanitation to mitigate climate change.
11. To conduct the gender equality and women empowerment activities.
12. To amend the existing plans and polices.

Core Values and Norms

1. Service oriented academic institution.
2. Economic sustainability and transparency.
3. Abiding by the existing laws and rules of the country and the statute and code of conduct of this Campus.
4. Personal and institutional responsibility and accountability.
5. Diversity of thoughts, culture and ethnicity.
6. Innovation and continuous improvement.
7. Student empowerment and success.
8. Creativity and intellectual freedom.
9. Civic involvement, collective effort and dedication to team work.

Janajyoti Multiple Campus situated at Lalbandi, in Sarlahi, Madhesh Province, was established on 6th Mangsir, 2057 with 116 students under the affiliation of TU appointing two fulltime and four part time teachers, and one office assistant and a peon. Lalbandi is suburb which is facilitated with modern prerequisites of transportation, communication, health education and



971

other several facilities. The locals of this community seem to be committed to community education to respond to the challenges of improving education in local and national level. They have firm belief that individuals enhance their lives and communities through community education which provides opportunities for learning and collaboration among the citizens to face the challenges of their society.

In the earlier days of its establishment, the academic assembly members, stakeholders and other community members donated money to purchase the land and build the basic infrastructure to conduct the classes in its own building since 2060 BS. As per the plan, BBS classes were commenced on 2060 and B.Ed. one year in 2060. Likewise, BA 3 year in 2064, MEd in Nepali in 2065, MEd in Population Education and EPM in 2066 were commenced. To meet the demand of modern technical education, BICTE was introduced in 2069 BS. It got the affiliation for MBS in 2070. At present, this campus is running six programs under three streams: Education, Management and Humanities. It has been running BEd 4 year, BBS 4 year and BA 4 year, BEd one year, BICTE, MEd in Education and MBS in Management. The aforementioned courses and classes are being conducted smoothly facing ups and downs and challenges. JJMC has also proposed for BIT, BBA and BA BSW programs under TU. There are 22 teaching staff, 6 administrative staff and 8 helping staff to provide the required help for all enrolled students.

By the support of donors (Academic Assembly Members) and resources, the Campus has been able to own 1-0-0 land area of land on which an H-shaped three-storey building has been constructed. By the grants of UGC, the second floor of the Campus is constructed. It holds library with two restrooms for boys and girls and e-library. Likewise, the construction of meeting hall and parking shed and the upgrading of Volleyball court, TT court, Basketball court and Canteen are completed under the second phase of HERP. The grants from donors certainly encouraged our confidence in providing excellent quality education.

JJMC is a leading community campus, in the mid-Terai and is dedicated for quality education. This confidence is reflected on our slogan-“Affordable Quality Education, Our Dedication” and our products are spread over the local markets and national markets. We have also realized that constant monitoring, evaluation and vigilance must be internalized for sustainable excellence and quality of our programs and services. JJMC has also endeavoured for wider physical, academic, economic reforms for quality education. JJMC also participated and was selected by UGC for NEHEP. It has been accredited with certification by UGC Nepal in 2022.

Background /Rationale



Since this campus is solely committed to enhance the practical career of its students in the national and international levels through the quality researched based education and enable them to address the challenges in the society, the campus has reformed and still been reforming all the activities under the guidelines of TU and UGC for the better performance. This HEMIS Report has covered a broad range of topics that include information about this institutions student enrolment, gross enrollment rates (GER), pass rates, gender parity index (GPI), graduates, teachers, public financing, education system, trend analysis and academic programs.

This study report is developed and administered by the campus to provide timely statistics and information for policy development, planning, budgeting and evidence-based management practices of the Institution. The study also seeks to present the general information of this campus programs.

To ensure transparent dissemination of information to stakeholders, the campus regularly publishes its HEMIS report. The HEMIS is part of the campus's efforts to improve quality. Based on the Higher Education Management Information System (H-EMIS) developed by UGC Nepal, the campus has developed its own HEMIS report. This Institution has implemented comprehensive education management through the application of an integrated information system. For this purpose, an HEMIS Unit has been formed to collect, compile, analyze, and publish various academic data available on the campus. The unit is tasked with maintaining records related to all departments as well as the Administration, Finance, Library, and Examination sections. It records and analyzes data related to students' personal information, enrollment, library usage, and examinations. Additionally, it maintains records of infrastructure, land, equipment, and other assets of the campus.

The HEMIS Software is a user-friendly, multithreading, multiuser, comprehensive, dynamic, scalable, visually appealing, interoperable, and secure web-based software application under the latest platform as suggested in the guidelines by the UGC. After inputting the data of the concerned sectors of higher education, like students' enrollment, Teaching staff, Non-teaching staff, upgrades, and graduation by academic year by gender, faculty, level, and so on, to manage digital records and carry out informed decisions with the help of this system.



Objectives of the study

HEMIS Report 2082/2083 aims at presenting education management information of the Institution of the academic year 2082-2083 in order to develop the institution improvement in the future. The specific objectives of the study are as follows:

- To bring out a comprehensive report of statistical information about the education management of the Institution,
- To provide adequate, accurate, timely and reliable data to the education stakeholders.
- To get information regarding the strengthens and weaknesses of the programs and their contributions,
- To get feedback from them to modify and upgrade the education management information of the Institution,
- To manage digital records and carry out informed decisions with the help of this system.

Section 2 : Campus Level, Faculty and Program

| Faculties | Class | Date of Affiliation | Level | Programme |
|------------|--------|---------------------|-----------------|-------------------|
| Education | B. Ed. | 2057-08-06 | Bachelor's | 4 year |
| Management | B.B.S. | 2060-04-20 | Bachelor's | 4 year |
| Humanities | B.A. | 2064-05-19 | Bachelor's | 4 year |
| Education | BICTE | 2069-8-28 | Bachelor's | 4 year /Semesters |
| Management | M.B.S. | 2070-10-14 | Master's Degree | Semester |
| Education | M. Ed. | 2065-10-09 | Master's Degree | Semester |

| List of Campus Programs | | | | |
|-------------------------|----------|-----------------------------|---|--------|
| S.No: | Level | Faculty | Programs | Status |
| 1 | Master | Management | Master in Business Studies | Active |
| 2 | Bachelor | Humanities & Social Science | Bachelor in Arts | Active |
| 3 | Bachelor | Education | Bachelor in Education | Active |
| 4 | Bachelor | Management | Bachelor in Business Studies | Active |
| 5 | Bachelor | Education | Bachelor of Information Communication Technology in Education | Active |
| 6 | Master | Education | Master in Education | Active |

Table No. 1 : Campus Program



977

The campus started its services among the public with the faculty of humanities from proficiency certificate level in the affiliation with Tribhuvan University, and currently it has practically been providing different programs from Bachelor's Degree Humanities faculty BA (RD & Sociology), Education faculty (BEd- Nepali, Population, English, Math & BICTE), and Management faculty(BBS), to Masters Degree Level in Education Faculty (Nepali, Population, Education Planning & management), and Management Faculty (MBS).

All programs are currently marked as active, meaning they are open for enrollment and continue to be part of the campus academic offerings. Their long-standing presence indicates the institution's commitment to providing quality education all stream.

Section 3 : Student Enrollment

Select Fiscal Year
2082/083

Summary Report for students

1. Summary of student enrollment in each program

Select Level
All Level

Select Faculty
All Faculty

EXPORT

| S.No. | Program Name | Level | Faculty | Gender | | | | | Ethnicity | | | | | | | | | |
|-------------|---|----------|-----------------------------|--------|--------|--------|------|-------|-----------|-------|--------|-------|----------|--------|---------|---------|-------|---|
| | | | | Male | Female | others | GPI | Total | Brahman | Dalit | Muslim | Tharu | Janajati | Others | Madhesi | Chhetri | Total | |
| 1 | Bachelor in Arts | Bachelor | Humanities & Social Science | 3 | 0 | 0 | 0 | 3 | 2 | 0 | 0 | 0 | 0 | 0 | 0 | 0 | 1 | 3 |
| 2 | Bachelor in Business Studies | Bachelor | Management | 289 | 525 | 0 | 1.82 | 814 | 149 | 29 | 30 | 1 | 196 | 10 | 312 | 87 | 814 | |
| 3 | Bachelor in Education | Bachelor | Education | 42 | 143 | 0 | 3.40 | 185 | 30 | 22 | 3 | 0 | 55 | 1 | 54 | 20 | 185 | |
| 4 | Bachelor of Information Communication Technology in Education | Bachelor | Education | 56 | 44 | 0 | 0.79 | 100 | 22 | 6 | 6 | 0 | 20 | 0 | 37 | 9 | 100 | |
| 5 | Master in Business Studies | Master | Management | 135 | 146 | 0 | 1.08 | 281 | 107 | 2 | 0 | 0 | 41 | 0 | 71 | 60 | 281 | |
| 6 | Master in Education | Master | Education | 28 | 38 | 0 | 1.36 | 66 | 22 | 8 | 0 | 0 | 13 | 0 | 17 | 6 | 66 | |
| Grand Total | | | | 553 | 896 | 0 | 1.62 | 1449 | 332 | 67 | 39 | 1 | 325 | 11 | 491 | 183 | 1449 | |

Table No. 2: Student Enrollment

The above table shows the enrollment of the students in different levels, programs and years. The enrollment of the students in management faculty seems to be increasing, whereas the enrollment in education faculty is decreasing. There is significant participation of female students in each faculty. The enrollment trend of EDJ is increasing. Overall, the total number of students from bachelors to masters level is 1449, whereas the students' enrollment is in fluctuation.



[Handwritten signature]

Section 4 : Final Exam Appear and Pass Rate

1.Students pass rate by Program

Select Fiscal Year: **2081/082** | Select Level: | Select Faculty: | [EXPORT](#)

| S.No. | Program | Total Appeared students in Exam | | | | Total passed Students | | | | Pass Percent (%) | | | |
|-------------|---|---------------------------------|--------|--------|-------|-----------------------|--------|--------|-------|------------------|--------|--------|-------|
| | | Male | Female | Others | Total | Male | Female | Others | Total | Male | Female | Others | Total |
| 1 | Bachelor In Arts | 0 | 0 | 0 | 0 | 0 | 0 | 0 | 0 | 0.00 | 0.00 | 0.00 | 0.00 |
| 2 | Bachelor In Business Studies | 149 | 289 | 0 | 438 | 45 | 78 | 0 | 123 | 30.20 | 26.99 | 0.00 | 28.08 |
| 3 | Bachelor In Education | 20 | 77 | 0 | 97 | 7 | 34 | 0 | 41 | 35.00 | 44.16 | 0.00 | 42.27 |
| 4 | Bachelor Of Information Communication Technology In Education | 39 | 29 | 0 | 68 | 38 | 29 | 0 | 67 | 97.44 | 100.00 | 0.00 | 98.53 |
| 5 | Master In Business Studies | 86 | 82 | 0 | 168 | 70 | 70 | 0 | 140 | 81.40 | 85.37 | 0.00 | 83.33 |
| 6 | Master In Education | 14 | 13 | 0 | 27 | 10 | 5 | 0 | 15 | 71.43 | 38.46 | 0.00 | 55.56 |
| Grand Total | | 308 | 490 | 0 | 798 | 170 | 216 | 0 | 386 | 55.19 | 44.08 | 0.00 | 48.37 |

2.Students pass rate in the last 5 FY

Select Level: **All Level** | Select Faculty: **All Faculty** | [EXPORT](#)

| S.No. | Program | 2078/079 | | | 2079/080 | | | 2080/081 | | | 2081/082 | | | 2082/083 | | |
|-------------|---|----------|--------|---------------|----------|--------|---------------|----------|--------|---------------|----------|--------|---------------|----------|--------|---------------|
| | | Appeared | Passed | Pass Rate (%) | Appeared | Passed | Pass Rate (%) | Appeared | Passed | Pass Rate (%) | Appeared | Passed | Pass Rate (%) | Appeared | Passed | Pass Rate (%) |
| 1 | Bachelor in Business Studies | 501 | 85 | 16.97 | 1159 | 115 | 9.92 | 526 | 206 | 39.16 | 438 | 123 | 28.08 | 0 | 0 | 0 |
| 2 | Master in Business Studies | 99 | 83 | 83.84 | 291 | 235 | 80.76 | 317 | 252 | 79.5 | 330 | 140 | 42.42 | 0 | 0 | 0 |
| 3 | Bachelor in Arts | 0 | 0 | 0 | 3 | 3 | 100 | 0 | 0 | 0 | 0 | 0 | 0 | 0 | 0 | 0 |
| 4 | Bachelor in Education | 154 | 5 | 3.25 | 149 | 10 | 6.71 | 83 | 13 | 15.66 | 97 | 41 | 42.27 | 0 | 0 | 0 |
| 5 | Master in Education | 38 | 4 | 10.53 | 62 | 8 | 12.9 | 86 | 7 | 8.14 | 39 | 18 | 46.15 | 0 | 0 | 0 |
| 6 | Bachelor of Information Communication Technology in Education | 86 | 72 | 83.72 | 87 | 68 | 78.16 | 25 | 12 | 48 | 117 | 112 | 95.73 | 0 | 0 | 0 |
| Grand Total | | 878 | 249 | 28 | 1751 | 439 | 25 | 1037 | 490 | 47 | 1021 | 434 | 43 | 0 | 0 | 0 |

Table No. 3: Final Exam Appear and Pass Rate

The above tables present the pass rate of the students in different academic years and levels, program wise. The aggregate pass percentage in 2078/079 is 28%, in 2079/080 is 25%, 2080/081 is 47% and in 2081/082 is 43 % respectively. Likewise, the pass percentage of female students is 44.08% among passed students. Forms fill-up, exams and results of some batches has been affected and delayed. In aggregate the pass percent in 2081/082 is 48.37%. The exam forms and results for the academic year 2082/083 havenot been announced, conducted and published yet. It is hoped that due to the adoption of more effective innovative educational pedagogy and application of modern teaching method, the pass rate is to increase in upcoming academic year.

Overall, the total passed percentage on Program, Level, Faculty Gender, Ethnicity is presented HEMIS sftware according to guidelines of UGC, HEMIS.

Section 5 : Graduates

5.Number of Graduated Students in the last 5 FY

| S.No. | Program | Last 5 fiscal years | | | | |
|-------------|---|---------------------|----------|----------|----------|----------|
| | | 2078/079 | 2079/080 | 2080/081 | 2081/082 | 2082/083 |
| 1 | Bachelor in Business Studies | 23 | 66 | 46 | 0 | 0 |
| 2 | Bachelor in Education | 5 | 10 | 11 | 0 | 0 |
| 3 | Bachelor of Information Communication Technology in Education | 7 | 4 | 5 | 6 | 0 |
| 4 | Master in Business Studies | 0 | 14 | 21 | 25 | 0 |
| 5 | Master in Education | 1 | 6 | 3 | 0 | 0 |
| Grand Total | | 36 | 100 | 86 | 31 | 0 |

Table No. 4: Number of Graduated Students by Gender

3.Number of Graduated Students by Gender

| S.No. | Program | Gender | | | |
|-------------|---|--------|--------|-------|-------|
| | | Male | Female | Other | Total |
| 1 | Master in Business Studies | 17 | 8 | 0 | 25 |
| 2 | Bachelor of Information Communication Technology in Education | 6 | 0 | 0 | 6 |
| Grand Total | | 23 | 8 | 0 | 31 |



[Handwritten signature]

3.Number of Graduated Students by Gender

Select Fiscal Year: 2080/081 | Select Level: All Level | Select Faculty: All Faculty | EXPORT

| S.No. | Program | Gender | | | |
|-------------|---|--------|--------|-------|-------|
| | | Male | Female | Other | Total |
| 1 | Bachelor in Education | 2 | 9 | 0 | 11 |
| 2 | Bachelor in Business Studies | 12 | 34 | 0 | 46 |
| 3 | Bachelor of Information Communication Technology in Education | 3 | 2 | 0 | 5 |
| 4 | Master in Education | 3 | 0 | 0 | 3 |
| 5 | Master in Business Studies | 5 | 16 | 0 | 21 |
| Grand Total | | 25 | 61 | 0 | 86 |

3.Number of Graduated Students by Gender

Select Fiscal Year: 2079/080 | Select Level: All Level | Select Faculty: All Faculty | EXPORT

| S.No. | Program | Gender | | | |
|-------------|---|--------|--------|-------|-------|
| | | Male | Female | Other | Total |
| 1 | Bachelor in Education | 2 | 8 | 0 | 10 |
| 2 | Master in Education | 1 | 5 | 0 | 6 |
| 3 | Master in Business Studies | 9 | 5 | 0 | 14 |
| 4 | Bachelor in Business Studies | 23 | 43 | 0 | 66 |
| 5 | Bachelor of Information Communication Technology in Education | 3 | 1 | 0 | 4 |
| Grand Total | | 38 | 62 | 0 | 100 |

3.Number of Graduated Students by Gender

Select Fiscal Year: 2078/079 | Select Level: All Level | Select Faculty: All Faculty | EXPORT

| S.No. | Program | Gender | | | |
|-------------|---|--------|--------|-------|-------|
| | | Male | Female | Other | Total |
| 1 | Bachelor in Business Studies | 12 | 11 | 0 | 23 |
| 2 | Bachelor in Education | 2 | 3 | 0 | 5 |
| 3 | Bachelor of Information Communication Technology in Education | 6 | 1 | 0 | 7 |
| 4 | Master in Education | 1 | 0 | 0 | 1 |
| Grand Total | | 21 | 15 | 0 | 36 |



Handwritten signature or initials.

Table No. 5: Number of Graduated Students by Ethnicity

4.Number of Graduated Students by Ethnicity

Select Fiscal Year: 2081/082 | Select Level: All Level | Select Faculty: All Faculty | EXPORT

| S.No. | Program | Ethnicity | | | | | | | | Total |
|-------------|---|-----------|---------|----------|--------|---------|-------|-------|--------|-------|
| | | Chhetri | Brahman | Janajati | Muslim | Madhesi | Dalit | Tharu | Others | |
| 1 | Master in Business Studies | 5 | 11 | 4 | 0 | 3 | 2 | 0 | 0 | 25 |
| 2 | Bachelor of Information Communication Technology in Education | 2 | 0 | 3 | 0 | 1 | 0 | 0 | 0 | 6 |
| Grand Total | | 7 | 11 | 7 | 0 | 4 | 2 | 0 | 0 | 31 |

4.Number of Graduated Students by Ethnicity


Select Fiscal Year: 2080/081 | Select Level: All Level | Select Faculty: All Faculty | EXPORT

| S.No. | Program | Ethnicity | | | | | | | | Total |
|-------------|---|-----------|---------|----------|--------|---------|-------|-------|--------|-------|
| | | Chhetri | Brahman | Janajati | Muslim | Madhesi | Dalit | Tharu | Others | |
| 1 | Bachelor in Education | 1 | 2 | 5 | 0 | 3 | 0 | 0 | 0 | 11 |
| 2 | Bachelor in Business Studies | 4 | 12 | 12 | 1 | 16 | 1 | 0 | 0 | 46 |
| 3 | Bachelor of Information Communication Technology in Education | 1 | 1 | 1 | 0 | 2 | 0 | 0 | 0 | 5 |
| 4 | Master in Education | 1 | 0 | 1 | 0 | 1 | 0 | 0 | 0 | 3 |
| 5 | Master in Business Studies | 4 | 11 | 5 | 0 | 1 | 0 | 0 | 0 | 21 |
| Grand Total | | 11 | 26 | 24 | 1 | 23 | 1 | 0 | 0 | 86 |

4.Number of Graduated Students by Ethnicity

Select Fiscal Year: 2079/080 | Select Level: All Level | Select Faculty: All Faculty | EXPORT

| S.No. | Program | Ethnicity | | | | | | | | Total |
|-------------|---|-----------|---------|----------|--------|---------|-------|-------|--------|-------|
| | | Chhetri | Brahman | Janajati | Muslim | Madhesi | Dalit | Tharu | Others | |
| 1 | Bachelor in Education | 0 | 6 | 2 | 0 | 2 | 0 | 0 | 0 | 10 |
| 2 | Master in Education | 1 | 1 | 1 | 0 | 3 | 0 | 0 | 0 | 6 |
| 3 | Master in Business Studies | 4 | 7 | 2 | 0 | 0 | 0 | 1 | 0 | 14 |
| 4 | Bachelor in Business Studies | 9 | 19 | 19 | 0 | 18 | 1 | 0 | 0 | 66 |
| 5 | Bachelor of Information Communication Technology in Education | 1 | 0 | 0 | 0 | 3 | 0 | 0 | 0 | 4 |
| Grand Total | | 15 | 33 | 24 | 0 | 26 | 1 | 1 | 0 | 100 |



Handwritten signature or initials.

4. Number of Graduated Students by Ethnicity

| S.No. | Program | Ethnicity | | | | | | | | Total |
|-------------|---|-----------|---------|----------|--------|---------|-------|-------|--------|-------|
| | | Chhetri | Brahman | Janajati | Muslim | Madhesi | Dalit | Tharu | Others | |
| 1 | Bachelor in Business Studies | 4 | 6 | 5 | 1 | 7 | 0 | 0 | 0 | 23 |
| 2 | Bachelor in Education | 0 | 2 | 2 | 0 | 0 | 1 | 0 | 0 | 5 |
| 3 | Bachelor of Information Communication Technology in Education | 0 | 1 | 2 | 0 | 4 | 0 | 0 | 0 | 7 |
| 4 | Master in Education | 0 | 0 | 0 | 0 | 1 | 0 | 0 | 0 | 1 |
| Grand Total | | 4 | 9 | 9 | 1 | 12 | 1 | 0 | 0 | 36 |

The table shows the graduate trend of JJMC level wise, program wise from 2078/2079 to 2081/082. Some of the transcripts of the pass out students are still to be received which may increase the number of pass outs. It shows that the graduate rate among female student is higher and graduate rate in EDJ* is satisfactory. Despite the positive trend, more effective measures are being adopted for the increment in the rate and to minimize the fluctuation trend. The transcripts of some pass out students are still to be received for official record that can increase the number and percentage of passed out graduates.

2081/082 is taken as base for the graduate pass out as complete result of the year is fully published and Transcript being received. The results for the academic year 2082/083 have not been published yet.



[Handwritten signature]

Section 6: Gender Parity Index

2.GPI of enrolled students by faculty and level

EXPORT EXPORT

| S.No. | Faculty | Gender | | | | |
|-------------|---------|--------|--------|-------|------|-------|
| | | Male | Female | Other | GPI | Total |
| Grand Total | | 0 | 0 | 0 | 0.00 | 0 |

| S.No. | Level | Gender | | | | |
|-------------|----------|--------|--------|-------|------|-------|
| | | Male | Female | Other | GPI | Total |
| 1 | Master | 163 | 184 | 0 | 1.13 | 347 |
| 2 | Bachelor | 390 | 712 | 0 | 1.83 | 1102 |
| Grand Total | | 553 | 896 | 0 | 1.62 | 1449 |

Table No. 6: Gender Parity Index

From the given data we can analyze that, Total of GPI among faculties 1.62. **Bachelor's Degree Level and Masters Degree Level** as a GPI is 1.83 and 1.13 respectively. which means there are significantly more female students than male students at this level. This suggests a stronger female representation in the Bachelor-level program at the Campus.

When we break this down further into specific faculties, we see even more interesting trends. In the **Education Faculty**, the GPI is 3.40 in BEd, 0.79 in BICTE and 1.36 in MEd which indicates an even more pronounced gender imbalance in favor of female students. This means that there are more than two female students for every male student in this faculty, showing a very strong female presence.

Management Faculty, the GPI is 1.82 in BBS and 1.08 in MBS, which is still greater than 1, indicating more female students than male students.

Section 7: Public Financing

Community campuses in Nepal, like us, receive financial support primarily through government grants, local community contributions, and student fees. The government of Nepal provides various types of funding to community campuses to ensure accessible and affordable education for students, especially in rural and semi-urban areas.

One of the major sources of financial support comes from the **University Grants Commission (UGC) of Nepal**, which provides grants based on academic performance, student enrollment, and institutional needs. These grants are categorized into **regular grants, performance-based**

grants, and development grants. Regular grants help cover operational expenses such as faculty salaries and administrative costs, while performance-based grants are awarded to institutions that meet academic quality benchmarks. Development grants, on the other hand, are allocated for infrastructure improvement, such as building classrooms, libraries, and laboratories.

Apart from government funding, local municipalities and provincial governments also contribute financial aid to community campuses. These funds are often used for scholarship programs, faculty development, and facility enhancement.

7.1 Actual Financial Status in Last F.Y: 2081/082

| Sources of Income | Amount (Rs.) | Total Expenditures | | | |
|----------------------|-----------------|---------------------------|-----------------|---------------------------|----------------|
| | | Operating Costs | Amount | Capital Expenditure | Amount |
| Student Revenue/Fees | 31779170 | Salary | 20181847 | Land/Construction | 703723 |
| UGC Regular Grants | 2535000 | Teaching Materials | 264636 | Equipment's | 711214 |
| UGC Grants | 150000 | Maintenance | 126913 | Furniture | 518004 |
| Donation | 3500000 | Scholarship | 399980 | Books Purchase | 303012 |
| Other Income | 988337 | Student Welfare | 124318 | Other Capital Expenditure | 41350 |
| Bank Interest | 74806 | Others Expenses Operating | 10903282 | | |
| Grand Total | 39027313 | | 32000976 | | 2277303 |

BANK ACCOUNT DETAILS:

a) Bank Name: Rastriya Banijya Bank

b) Branch: Lalbandhi, Sarlahi

c) Account No: 1280100003685001

d) Account Type:

Current Saving Others

Table No. 7: Public Financing

The tables above represent the financial conditions of the campus in regard to its income and expenditure on various sectors. There seems some balance and surplus and is being used for institutional welfare. The increment in number of payable students may help in achieving more balance.



[Handwritten signature]

Section 8: Teachers and Staff

4.1 Teaching staff by gender and contract type by post

| POST | PERMANENT | | | | TEMPORARY | | | | CONTRACT | | | | PART-TIME | | | | GRAND TOTAL |
|--------------|-----------|----------|----------|----------|-----------|----------|----------|----------|----------|----------|----------|----------|-----------|----------|----------|----------|-------------|
| | Male | Female | Others | Total | Male | Female | Others | Total | Male | Female | Others | Total | Male | Female | Others | Total | |
| Professor | 4 | 0 | 0 | 4 | 0 | 0 | 0 | 0 | 0 | 0 | 0 | 0 | 0 | 0 | 0 | 0 | 4 |
| Lecturer | 4 | 0 | 0 | 4 | 5 | 0 | 0 | 5 | 0 | 0 | 0 | 0 | 7 | 2 | 0 | 9 | 18 |
| Total | 8 | 0 | 0 | 8 | 5 | 0 | 0 | 5 | 0 | 0 | 0 | 0 | 7 | 2 | 0 | 9 | 22 |

Table No. 8: Teaching Staff by Gender and contract type by post

Teaching Staff Summary By Gender



| Post | Permanent | | | | Temporary | | | | Contract | | | | Part-Time | | | | Grand Total |
|-----------|-----------|--------|-------|-------|-----------|--------|-------|-------|----------|--------|-------|-------|-----------|--------|-------|-------|-------------|
| | Male | Female | Other | Total | Male | Female | Other | Total | Male | Female | Other | Total | Male | Female | Other | Total | |
| Professor | 4 | 0 | 0 | 4 | 0 | 0 | 0 | 0 | 0 | 0 | 0 | 0 | 0 | 0 | 0 | 0 | 4 |
| Lecturer | 4 | 0 | 0 | 4 | 5 | 0 | 0 | 5 | 0 | 0 | 0 | 0 | 7 | 2 | 0 | 9 | 18 |

Table No. 9: Summary of Teaching According to their Position

The table shows the staff record from different perspectives of the reporting as Gender, Qualification, Ethnicity, joining type, Post, Categories, and etc. The teaching members' details are summarized by the post, joining type, and gender.

Out of a total of 22 teachers, male teachers dominate with 20 individuals, while only 2 are female, and there is no representation of other gender identities.

4.2 Non-teaching staff by gender and contract type by post

| POST | PERMANENT | | | | TEMPORARY | | | | CONTRACT | | | | PART-TIME | | | | GRAND TOTAL |
|------------------|-----------|----------|----------|-----------|-----------|----------|----------|----------|----------|----------|----------|----------|-----------|----------|----------|----------|-------------|
| | Male | Female | Others | Total | Male | Female | Others | Total | Male | Female | Others | Total | Male | Female | Others | Total | |
| Ass. Accountant | 1 | 0 | 0 | 1 | 0 | 0 | 0 | 0 | 0 | 0 | 0 | 0 | 0 | 0 | 0 | 0 | 1 |
| Office Assistant | 3 | 2 | 0 | 5 | 0 | 0 | 0 | 0 | 0 | 0 | 0 | 0 | 0 | 0 | 0 | 0 | 5 |
| First Class | 1 | 0 | 0 | 1 | 0 | 0 | 0 | 0 | 0 | 0 | 0 | 0 | 0 | 0 | 0 | 0 | 1 |
| Second Class | 2 | 0 | 0 | 2 | 0 | 0 | 0 | 0 | 0 | 0 | 0 | 0 | 0 | 0 | 0 | 0 | 2 |
| Assistants | 0 | 0 | 0 | 0 | 1 | 0 | 0 | 1 | 0 | 0 | 0 | 0 | 0 | 0 | 0 | 0 | 1 |
| Driver | 0 | 0 | 0 | 0 | 2 | 0 | 0 | 2 | 0 | 0 | 0 | 0 | 0 | 0 | 0 | 0 | 2 |
| Other | 0 | 0 | 0 | 0 | 1 | 0 | 0 | 1 | 0 | 0 | 0 | 0 | 0 | 0 | 0 | 0 | 1 |
| Assistants | 1 | 0 | 0 | 1 | 0 | 0 | 0 | 0 | 0 | 0 | 0 | 0 | 0 | 0 | 0 | 0 | 1 |
| Total | 8 | 2 | 0 | 10 | 4 | 0 | 0 | 4 | 0 | 0 | 0 | 0 | 0 | 0 | 0 | 0 | 14 |

Table No. 10: Non-Teaching Staff by Gender and Contract type by Post

It shows that there are 10 permanent and 4 Temporary non-teaching staff members. Among them 2 are female staff members.



[Handwritten signature]

Section 9: Students Teacher Ratio

The student-teacher ratio refers to the number of students for every teacher in an educational institution. It is a measure of the average class size and how many students a teacher is responsible for.

To calculate the student-teacher ratio, we use the following formula:

$$\text{Student-to-Teacher Ratio} = \text{Total Number of Students} / \text{Total Number of Teachers}$$

| S.No. | Faculty | | Gender | | | | Total Students | STR (Student / Teacher) |
|-------|-------------|----|--------|--------|--------|-------|----------------|-------------------------|
| | | | Male | Female | Others | Total | | |
| 1 | Management | 9 | 0 | 0 | 0 | 9 | 1095 | 121.7 |
| 2 | Education | 7 | 1 | 0 | 0 | 8 | 351 | 43.9 |
| 3 | Humanities | 2 | 1 | 0 | 0 | 3 | 3 | 1.0 |
| | Grand Total | 18 | 4 | 0 | 0 | 22 | 1449 | 65.9 |

Table No. 11: Student to Teacher Ratio

The above table shows Teacher student ratio. The ratio is higher in management faculty in comparison to other faculties.

Humanities Faculty Teacher Student Ratio : 1:1

Education Faculty Teacher Student Ratio : 43:1

Management Faculty Teacher Student Ratio : 121:1

Over all the faculties wise average teacher student ratio is 65:1.

The difference in these ratios reflects the varying teaching demands between faculties. While a lower student-teacher ratio is generally seen as favorable for providing tailored learning experiences, we are mindful of managing class sizes effectively across all disciplines. Our goal is to maintain a balance between teacher workload and student support, ensuring a high-quality educational experience for all our students.

Section 10: Recent Trends (Enrollment, Graduates, Pass Rates and Financing)

This section explores the recent trends at the campus, with a focus on enrollment patterns, graduation rates, pass percentages, and financial stability. These factors, when examined together, offer valuable insights into the educational environment and highlight the evolving challenges faced by the campus. Over time, enrollment patterns have mirrored societal shifts, economic conditions, and changes in educational policy, offering a snapshot of how access to education has expanded or contracted.



971

Similarly, pass percentages provide an important gauge of academic success, reflecting not only the preparedness of students but also the effectiveness of teaching methods, support systems, and resources available. Graduation rates further add to the picture, indicating the persistence of students through to the completion of their studies. The financial landscape of the campus remains equally crucial, as it dictates the ability to support students and staff while ensuring long-term institutional sustainability. By examining these trends, this section seeks to provide a detailed understanding of how these factors work in tandem to shape the student experience at Janajyoti Multiple Campus.

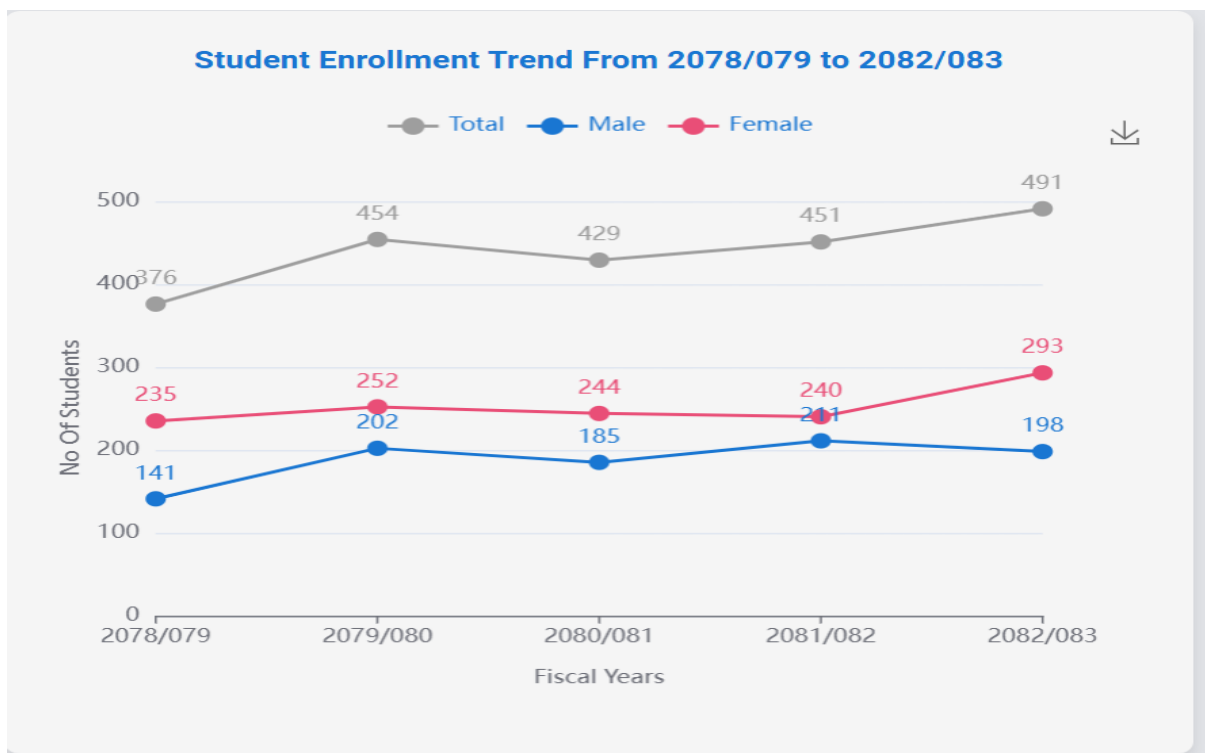


Figure 1: Recent Trends Enrollment

In the academic year 2082/83 B.S., Janajyoti Multiple Campus had a total enrollment of 1449 students in all enrolled at the Bachelor level and Masters Degree Level. The students enrollement trend is in flacutation.



[Handwritten signature]

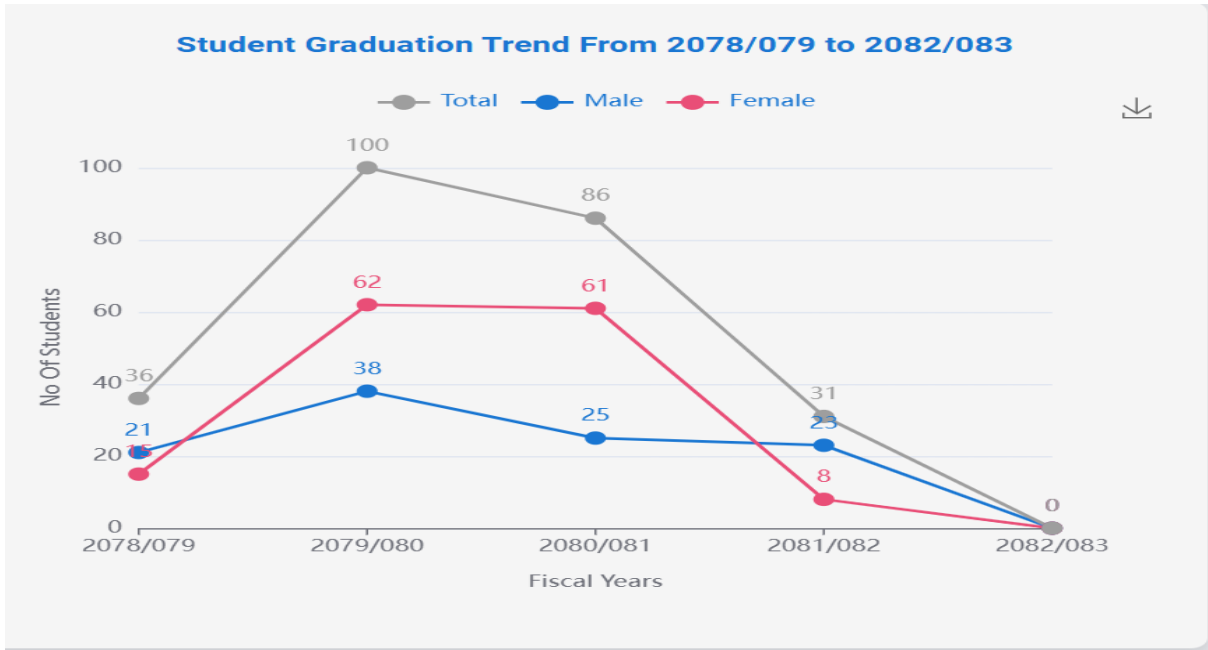


Figure 2: Student Graduation Trend 2078/079 to 2082/083

In the academic year 2078/079 B.S., 36 students received transcripts at the Bachelor level and Masters Degree Level. The results of 2082/083 have not been published and some passouts graduates have not submitted their Academic Transcripts, so the students graduate trend is in great fluctuation.

Pass Rate Trend by Program wise

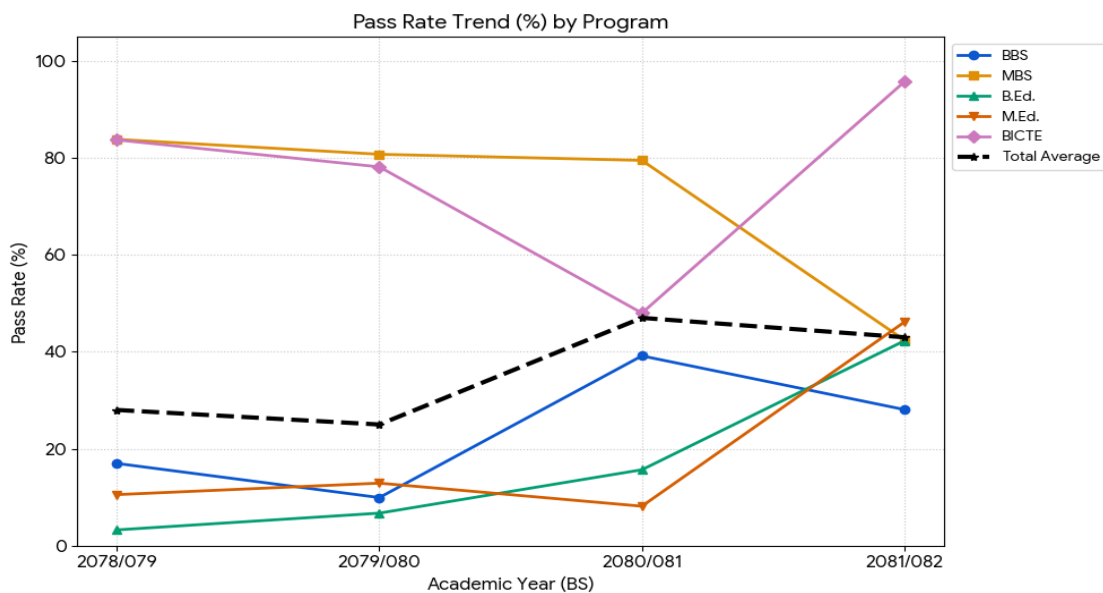


Figure 3: Pass Rate Trend by Program wise 2078/2079 to 2081/082 and 082/083

The above tables present the pass rate of the students in different academic years and levels, program wise. The pass percentage varies from 3.25% to 95.73% from 2078/079/2080 to 2081/082.



Forms fill-up, exams and results of some batches has been affected and delayed. In aggregate the pass percent is 47%. The pass rate in semester system is higher, whereas pass rate an annual system is satisfactory.

Financing trends

This financial structure not only ensures the smooth functioning of the campus but also reflects its commitment to transparency, infrastructure development, and digital transformation, including the implementation of a Higher Education Management Information System (HEMIS). The campus 2081/2082 annual budget is in increasing trend in comparison to earlier years.

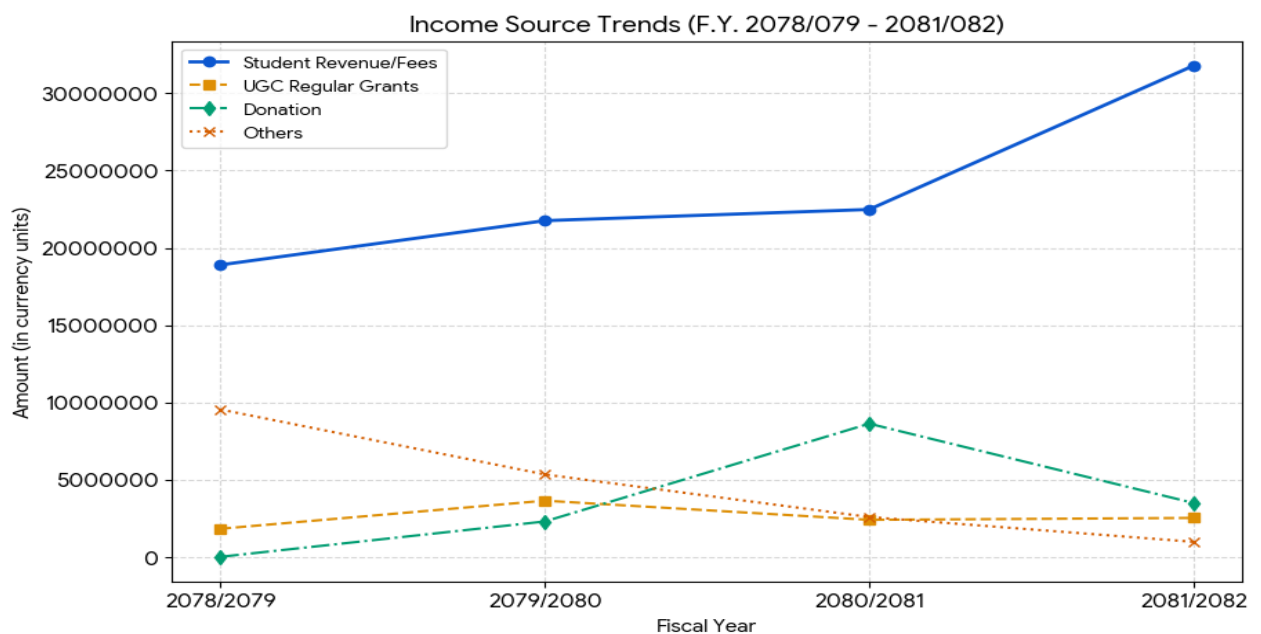
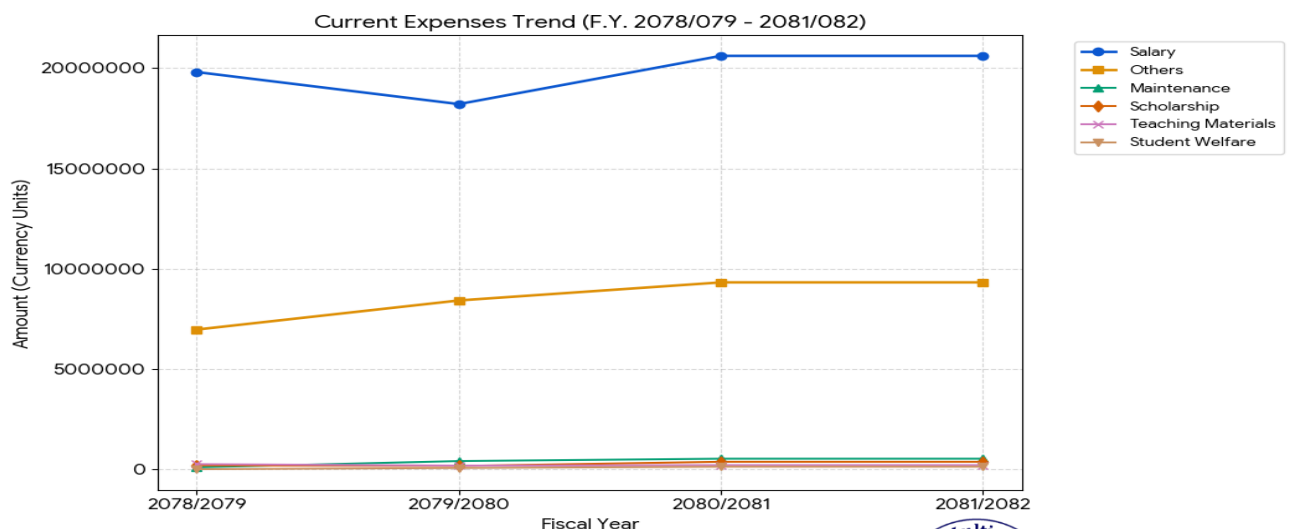


Figure 4: Sources of Income



Handwritten signature or initials.

Figure 5: Current Expenses

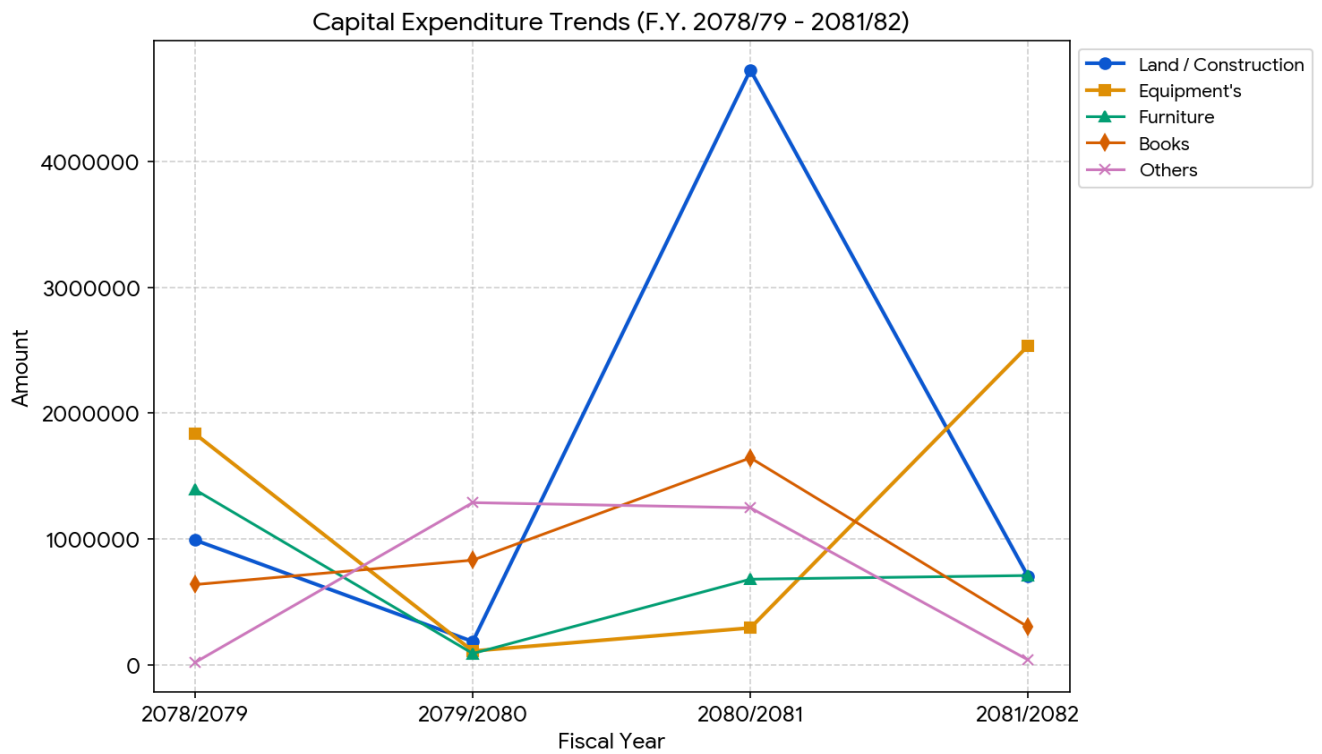


Figure 6: Capital Expenditure

The main source of financing is students regular fees. The campus also receives grants from the UGC, Province and Local governments. The sustainability and regularity of these funds and grants is not consistent. Some financial shortage is felt in running its extension, outreach and physical infrastructure development.



[Handwritten signature]

Section 11: Annex Summary Enrollment by Level, Faculty, Program, Gender and Caste Ethnicity 2082/2083

Summary Report of Janajyoti Multiple Campus (F.Y.2082/083)

Select Fiscal Year
2082/083

Summary Report for students

1.Summary of student enrollment in each program

Select Level: All Level Select Faculty: All Faculty EXPORT

| S.No. | Program Name | Level | Faculty | Gender | | | | | Ethnicity | | | | | | | | |
|--------------------|---|----------|-----------------------------|------------|------------|----------|-------------|-------------|------------|-----------|-----------|----------|------------|-----------|------------|------------|-------------|
| | | | | Male | Female | others | GPI | Total | Brahman | Dalit | Muslim | Tharu | Janajati | Others | Madhesi | Chhetri | Total |
| 1 | Bachelor in Arts | Bachelor | Humanities & Social Science | 3 | 0 | 0 | 0 | 3 | 2 | 0 | 0 | 0 | 0 | 0 | 0 | 1 | 3 |
| 2 | Bachelor in Business Studies | Bachelor | Management | 289 | 525 | 0 | 1.82 | 814 | 149 | 29 | 30 | 1 | 196 | 10 | 312 | 87 | 814 |
| 3 | Bachelor in Education | Bachelor | Education | 42 | 143 | 0 | 3.40 | 185 | 30 | 22 | 3 | 0 | 55 | 1 | 54 | 20 | 185 |
| 4 | Bachelor of Information Communication Technology in Education | Bachelor | Education | 56 | 44 | 0 | 0.79 | 100 | 22 | 6 | 6 | 0 | 20 | 0 | 37 | 9 | 100 |
| 5 | Master in Business Studies | Master | Management | 135 | 146 | 0 | 1.08 | 281 | 107 | 2 | 0 | 0 | 41 | 0 | 71 | 60 | 281 |
| 6 | Master in Education | Master | Education | 28 | 38 | 0 | 1.36 | 66 | 22 | 8 | 0 | 0 | 13 | 0 | 17 | 6 | 66 |
| Grand Total | | | | 553 | 896 | 0 | 1.62 | 1449 | 332 | 67 | 39 | 1 | 325 | 11 | 491 | 183 | 1449 |

Summary Report of Janajyoti Multiple Campus (F.Y.2082/083)

Select Fiscal Year
2082/083

Summary Report for students

1.Summary of student enrollment in each program

Select Level: Bachelor Select Faculty: All Faculty EXPORT

| S.No. | Program Name | Level | Faculty | Gender | | | | | Ethnicity | | | | | | | | |
|--------------------|---|----------|-----------------------------|------------|------------|----------|-------------|-------------|------------|-----------|-----------|----------|------------|-----------|------------|------------|-------------|
| | | | | Male | Female | others | GPI | Total | Brahman | Dalit | Muslim | Tharu | Janajati | Others | Madhesi | Chhetri | Total |
| 1 | Bachelor in Arts | Bachelor | Humanities & Social Science | 3 | 0 | 0 | 0 | 3 | 2 | 0 | 0 | 0 | 0 | 0 | 0 | 1 | 3 |
| 2 | Bachelor in Business Studies | Bachelor | Management | 289 | 525 | 0 | 1.82 | 814 | 149 | 29 | 30 | 1 | 196 | 10 | 312 | 87 | 814 |
| 3 | Bachelor in Education | Bachelor | Education | 42 | 143 | 0 | 3.40 | 185 | 30 | 22 | 3 | 0 | 55 | 1 | 54 | 20 | 185 |
| 4 | Bachelor of Information Communication Technology in Education | Bachelor | Education | 56 | 44 | 0 | 0.79 | 100 | 22 | 6 | 6 | 0 | 20 | 0 | 37 | 9 | 100 |
| Grand Total | | | | 390 | 712 | 0 | 1.83 | 1102 | 203 | 57 | 39 | 1 | 271 | 11 | 403 | 117 | 1102 |



Handwritten signature or initials.

Summary Report of Janajyoti Multiple Campus (F.Y.2082/083)

Select Fiscal Year
2082/083

Summary Report for students

1. Summary of student enrollment in each program

Select Level: **Master** | Select Faculty: **All Faculty** | EXPORT

| S.No. | Program Name | Level | Faculty | Gender | | | | | Ethnicity | | | | | | | | |
|--------------------|----------------------------|--------|------------|------------|------------|----------|-------------|------------|------------|-----------|----------|----------|-----------|----------|-----------|-----------|------------|
| | | | | Male | Female | others | GPI | Total | Brahman | Dalit | Muslim | Tharu | Janajati | Others | Madhesi | Chhetri | Total |
| 1 | Master in Business Studies | Master | Management | 135 | 146 | 0 | 1.08 | 281 | 107 | 2 | 0 | 0 | 41 | 0 | 71 | 60 | 281 |
| 2 | Master in Education | Master | Education | 28 | 38 | 0 | 1.36 | 66 | 22 | 8 | 0 | 0 | 13 | 0 | 17 | 6 | 66 |
| Grand Total | | | | 163 | 184 | 0 | 1.13 | 347 | 129 | 10 | 0 | 0 | 54 | 0 | 88 | 66 | 347 |

Table No. 12: Annex Summary Enrollment by Level, Faculty, Program, Gender and Caste Ethnicity 2082/2083

Summary Report of Enrolled Students

| S.No. | Program | Level | Gender | | |
|--------------|---|----------|------------|------------|-------------|
| | | | Male | Female | Total |
| 1 | Bachelor in Arts | Bachelor | 3 | 0 | 3 |
| 2 | Bachelor in Business Studies | Bachelor | 289 | 525 | 814 |
| 3 | Bachelor in Education | Bachelor | 42 | 143 | 185 |
| 4 | Bachelor of Information Communication Technology in Education | Bachelor | 56 | 44 | 100 |
| 5 | Master in Business Studies | Master | 135 | 146 | 281 |
| 6 | Master in Education | Master | 28 | 38 | 66 |
| Total | | | 553 | 896 | 1449 |

Summary Report of Teaching Staff by Gender

Table No. 13: Summary Reports for Students



(Handwritten signature)

1) STUDENT ENROLLMENT: ANNUAL SYSTEM

1.1 Bachelor in Education

| STUDENT ENROLLMENT IN FY 2082/083 | | | | | | | | | | | | | | |
|-----------------------------------|--------|--------|--------|-------|-----|-----------|-------|--------|-------|----------|--------|---------|---------|-------|
| Year | Gender | | | | EDJ | Ethnicity | | | | | | | | |
| | Male | Female | Others | Total | | Brahman | Dalit | Muslim | Tharu | Janajati | Others | Madhesi | Chhetri | Total |
| First | 15 | 40 | 0 | 55 | 0 | 9 | 2 | 0 | 0 | 20 | 1 | 17 | 6 | 55 |
| Second | 17 | 40 | 0 | 57 | 0 | 13 | 13 | 0 | 0 | 10 | 0 | 14 | 7 | 57 |
| Third | 2 | 21 | 0 | 23 | 0 | 2 | 2 | 1 | 0 | 11 | 0 | 6 | 1 | 23 |
| Fourth | 8 | 42 | 0 | 50 | 0 | 6 | 5 | 2 | 0 | 14 | 0 | 17 | 6 | 50 |
| Grand Total | 42 | 143 | 0 | 185 | 0 | 30 | 22 | 3 | 0 | 55 | 1 | 54 | 20 | 185 |

Table No. 14: Student Enrollment of BEd.

1.2 Bachelor in Arts

| STUDENT ENROLLMENT IN FY 2082/083 | | | | | | | | | | | | | | |
|-----------------------------------|--------|--------|--------|-------|-----|-----------|-------|--------|-------|----------|--------|---------|---------|-------|
| Year | Gender | | | | EDJ | Ethnicity | | | | | | | | |
| | Male | Female | Others | Total | | Brahman | Dalit | Muslim | Tharu | Janajati | Others | Madhesi | Chhetri | Total |
| First | 3 | 0 | 0 | 3 | 0 | 2 | 0 | 0 | 0 | 0 | 0 | 0 | 1 | 3 |
| Second | 0 | 0 | 0 | 0 | 0 | 0 | 0 | 0 | 0 | 0 | 0 | 0 | 0 | 0 |
| Third | 0 | 0 | 0 | 0 | 0 | 0 | 0 | 0 | 0 | 0 | 0 | 0 | 0 | 0 |
| Fourth | 0 | 0 | 0 | 0 | 0 | 0 | 0 | 0 | 0 | 0 | 0 | 0 | 0 | 0 |
| Grand Total | 3 | 0 | 0 | 3 | 0 | 2 | 0 | 0 | 0 | 0 | 0 | 0 | 1 | 3 |

Table No. 15: Student Enrollment of BA



Handwritten signature or initials.

2.3 Bachelor of Information Communication Technology in Education

| STUDENT ENROLLMENT IN FY 2082/083 | | | | | | | | | | | | | | |
|-----------------------------------|-----------|-----------|----------|------------|----------|-----------|----------|----------|----------|-----------|----------|-----------|----------|------------|
| Semester | Gender | | | | EDJ | Ethnicity | | | | | | | | |
| | Male | Female | Others | Total | | Brahman | Dalit | Muslim | Tharu | Janajati | Others | Madhesi | Chhetri | Total |
| First | 24 | 19 | 0 | 43 | 0 | 7 | 3 | 3 | 0 | 9 | 0 | 18 | 3 | 43 |
| Second | 0 | 0 | 0 | 0 | 0 | 0 | 0 | 0 | 0 | 0 | 0 | 0 | 0 | 0 |
| Third | 0 | 0 | 0 | 0 | 0 | 0 | 0 | 0 | 0 | 0 | 0 | 0 | 0 | 0 |
| Fourth | 13 | 8 | 0 | 21 | 0 | 7 | 2 | 2 | 0 | 5 | 0 | 4 | 1 | 21 |
| Fifth | 8 | 7 | 0 | 15 | 0 | 2 | 1 | 0 | 0 | 3 | 0 | 6 | 3 | 15 |
| Sixth | 0 | 0 | 0 | 0 | 0 | 0 | 0 | 0 | 0 | 0 | 0 | 0 | 0 | 0 |
| Seventh | 7 | 1 | 0 | 8 | 0 | 3 | 0 | 1 | 0 | 1 | 0 | 2 | 1 | 8 |
| Eighth | 4 | 9 | 0 | 13 | 0 | 3 | 0 | 0 | 0 | 2 | 0 | 7 | 1 | 13 |
| Grand Total | 56 | 44 | 0 | 100 | 0 | 22 | 6 | 6 | 0 | 20 | 0 | 37 | 9 | 100 |

Table No. 16: Student Enrollment of BICTE

1.3 Bachelor in Business Studies

| STUDENT ENROLLMENT IN FY 2082/083 | | | | | | | | | | | | | | |
|-----------------------------------|------------|------------|----------|------------|----------|------------|-----------|-----------|----------|------------|-----------|------------|-----------|------------|
| Year | Gender | | | | EDJ | Ethnicity | | | | | | | | |
| | Male | Female | Others | Total | | Brahman | Dalit | Muslim | Tharu | Janajati | Others | Madhesi | Chhetri | Total |
| First | 109 | 175 | 0 | 284 | 0 | 49 | 11 | 9 | 0 | 69 | 10 | 105 | 31 | 284 |
| Second | 61 | 118 | 0 | 179 | 0 | 25 | 4 | 7 | 1 | 46 | 0 | 77 | 19 | 179 |
| Third | 49 | 92 | 0 | 141 | 0 | 36 | 5 | 5 | 0 | 25 | 0 | 54 | 16 | 141 |
| Fourth | 70 | 140 | 0 | 210 | 0 | 39 | 9 | 9 | 0 | 56 | 0 | 76 | 21 | 210 |
| Grand Total | 289 | 525 | 0 | 814 | 0 | 149 | 29 | 30 | 1 | 196 | 10 | 312 | 87 | 814 |

Table No. 17: Student Enrollment of BBS



Handwritten signature or initials in blue ink.

2.4 Master in Education

| STUDENT ENROLLMENT IN FY 2082/083 | | | | | | | | | | | | | | |
|-----------------------------------|-----------|-----------|----------|-----------|----------|-----------|----------|----------|----------|-----------|----------|-----------|----------|-----------|
| Semester | Gender | | | | EDJ | Ethnicity | | | | | | | | |
| | Male | Female | Others | Total | | Brahman | Dalit | Muslim | Tharu | Janajati | Others | Madhesi | Chhetri | Total |
| First | 15 | 17 | 0 | 32 | 0 | 9 | 5 | 0 | 0 | 8 | 0 | 8 | 2 | 32 |
| Second | 0 | 0 | 0 | 0 | 0 | 0 | 0 | 0 | 0 | 0 | 0 | 0 | 0 | 0 |
| Third | 8 | 4 | 0 | 12 | 0 | 5 | 1 | 0 | 0 | 1 | 0 | 4 | 1 | 12 |
| Fourth | 5 | 17 | 0 | 22 | 0 | 8 | 2 | 0 | 0 | 4 | 0 | 5 | 3 | 22 |
| Fifth | 0 | 0 | 0 | 0 | 0 | 0 | 0 | 0 | 0 | 0 | 0 | 0 | 0 | 0 |
| Sixth | 0 | 0 | 0 | 0 | 0 | 0 | 0 | 0 | 0 | 0 | 0 | 0 | 0 | 0 |
| Seventh | 0 | 0 | 0 | 0 | 0 | 0 | 0 | 0 | 0 | 0 | 0 | 0 | 0 | 0 |
| Eighth | 0 | 0 | 0 | 0 | 0 | 0 | 0 | 0 | 0 | 0 | 0 | 0 | 0 | 0 |
| Grand Total | 28 | 38 | 0 | 66 | 0 | 22 | 8 | 0 | 0 | 13 | 0 | 17 | 6 | 66 |

Table No. 18: Student Enrollment of MEd.

2.3 Master in Business Studies

| STUDENT ENROLLMENT IN FY 2081/082 | | | | | | | | | | | | | | |
|-----------------------------------|------------|------------|----------|------------|----------|-----------|----------|----------|-----------|-----------|-----------|----------|------------|--|
| Semester | Gender | | | | EDJ | Ethnicity | | | | | | | | |
| | Male | Female | Others | Total | | Dalit | Muslim | Tharu | Janajati | Chhetri | Brahman | Others | Total | |
| First | 34 | 40 | 0 | 74 | 0 | 1 | 0 | 0 | 14 | 21 | 24 | 0 | 74 | |
| Second | 3 | 6 | 0 | 9 | 0 | 0 | 0 | 0 | 1 | 3 | 4 | 0 | 9 | |
| Third | 39 | 31 | 0 | 70 | 0 | 0 | 0 | 0 | 10 | 13 | 23 | 0 | 70 | |
| Fourth | 46 | 44 | 0 | 90 | 0 | 3 | 0 | 0 | 15 | 19 | 38 | 0 | 90 | |
| Fifth | 0 | 0 | 0 | 0 | 0 | 0 | 0 | 0 | 0 | 0 | 0 | 0 | 0 | |
| Sixth | 0 | 0 | 0 | 0 | 0 | 0 | 0 | 0 | 0 | 0 | 0 | 0 | 0 | |
| Seventh | 0 | 0 | 0 | 0 | 0 | 0 | 0 | 0 | 0 | 0 | 0 | 0 | 0 | |
| Eighth | 0 | 0 | 0 | 0 | 0 | 0 | 0 | 0 | 0 | 0 | 0 | 0 | 0 | |
| Grand Total | 122 | 121 | 0 | 243 | 0 | 4 | 0 | 0 | 40 | 56 | 89 | 0 | 243 | |

Table No. 19: Student Enrollment of MBS

This HEMIS report presents Year, Program, faculty, Gender, Ethnic, EDJ-wise data from 2078/079 to 2082/083 i.e. 5 years in the format set by this software designed according to the indicators set by University Grants Commission. The data represented is actual and genuine as per the official record of JJMC. The feedbacks are welcomed from the experts.



[Handwritten signature]

Appendices

JANAJYOTI MULTIPLE CAMPUS

Lalbandi, Sarlahi

Name list of Campus Management Committee (CMC)

1. Dipak Adhikari (Chairperson)
2. Kamal Prasad Poudel (Vice-Chairperson)
3. Saroj Babu Neupane (Member)
4. Pabitra Ghuimire (Member)
5. Yograj Devkota (Member)
6. Ramnarayan Chaudhary (Member)
7. Keshab Prasad Dhungana (Member)
8. Krishna Gautam (Member)
9. Panchalal Syngbo (Member)
10. Ramshankar Paswan (Member)
11. Ganga Prasad Chaulagain (Member)
12. Narayan Adhikari (Member)
13. Dipendra Kumar Balampaki (Member)
14. Binod Yadav (Member)
15. Samir Singh (Member)
16. Jana Jyoti Ma. Vi. (Chair person) (Member)
17. Bhuwan Kafle (Member)
18. SQC Representative (Member)
19. Birendra Chaudhary (Member-Secretary)



937